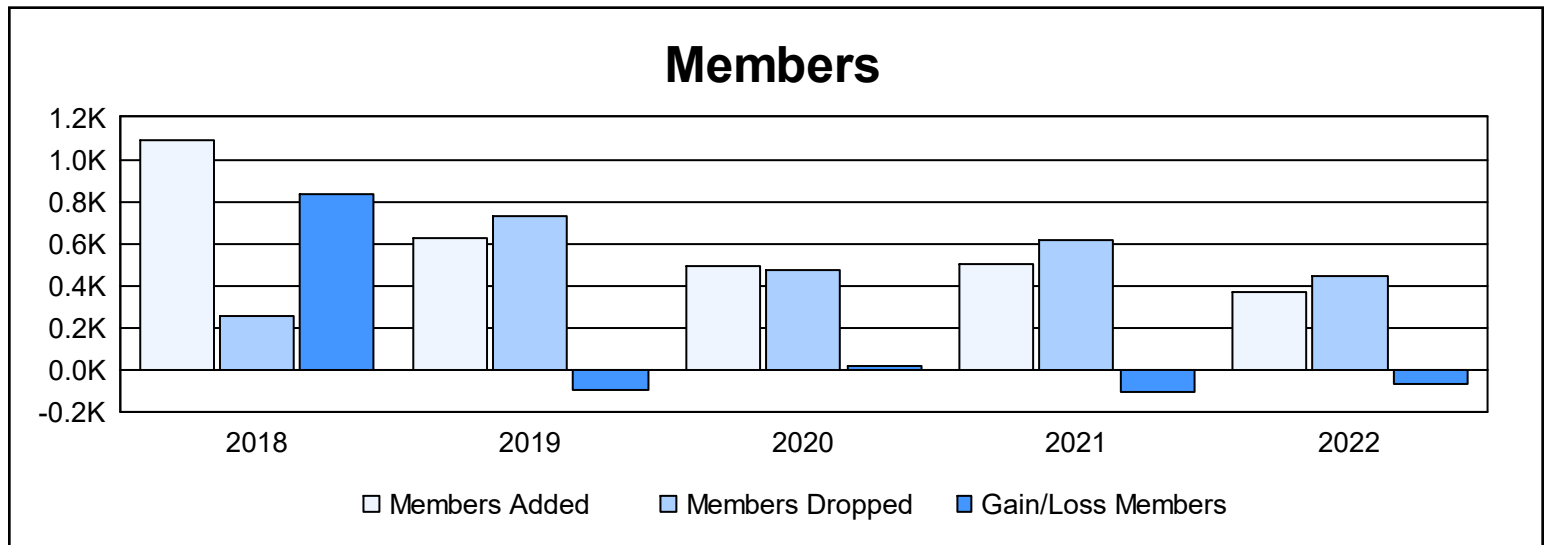
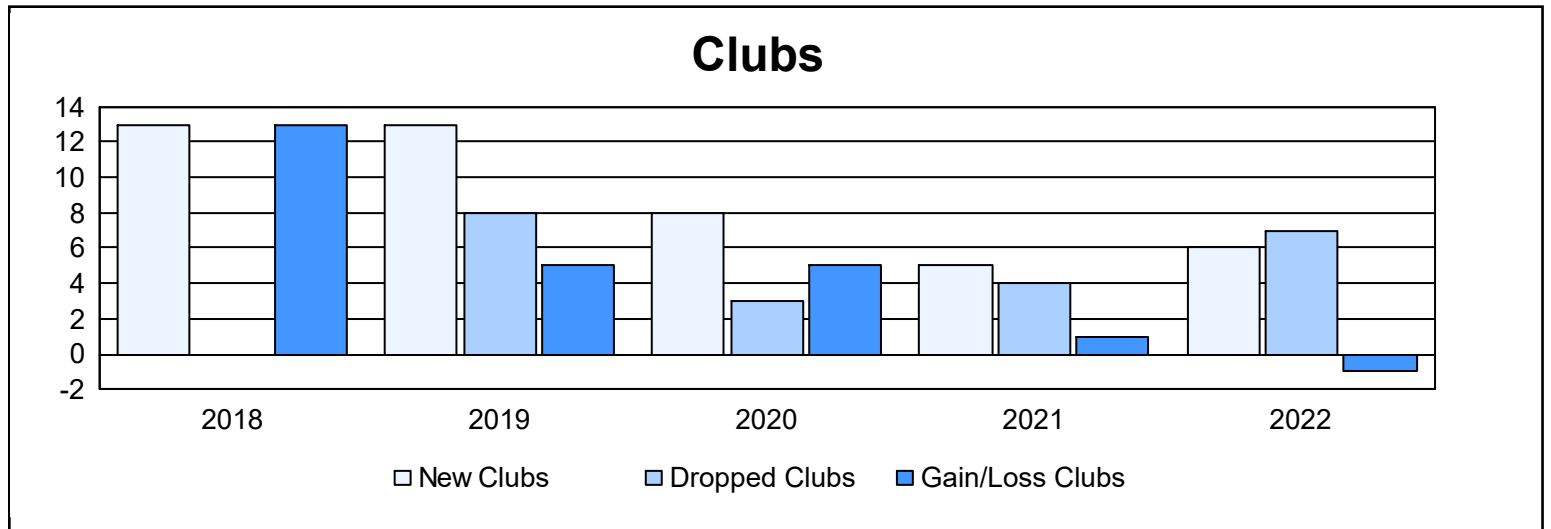
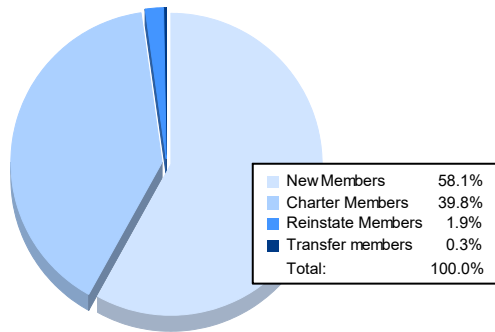


Year	New Clubs	Dropped Clubs	Gain/ Loss Clubs	New Members	Charter Members	Reinstate Members	Transfer Members	Total Member Added	Total Members Dropped	Gain/ Loss Members
2017-2018	13	0	13	687	394	8	0	1,089	254	835
2018-2019	13	8	5	305	312	9	1	627	727	-100
2019-2020	8	3	5	245	222	20	1	488	475	13
2020-2021	5	4	1	314	166	15	8	503	613	-110
2021-2022	6	7	-1	216	148	7	1	372	444	-72
<b>Average</b>	<b>9</b>	<b>4</b>	<b>5</b>	<b>353</b>	<b>248</b>	<b>12</b>	<b>2</b>	<b>616</b>	<b>503</b>	<b>113</b>



### Membership Composition June 2022 Cumulative



### Gender Composition June 2022 Cumulative

